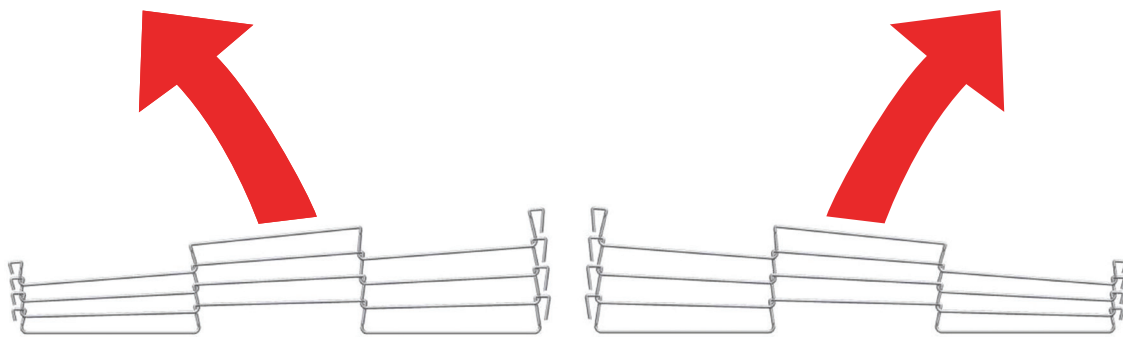


Lumsden Turn Belt



You finally have a choice, and it's a great one!




Lumsden Turn Belts are available in 90 and 180 degree turns, in all the standard sizes. Made of 302 Stainless Steel, it will run perfectly on your current turn conveyor using the same sprockets.



LUMSDEN BELTING

Lancaster, PA
Toll Free: (800) 367-3664
Fax: (717) 394-1640
Email: sales@lumsdenbelting.com




The Lumsden Advantage


Improved Hygiene – some wider turn belts are currently produced with Splice Tubes, which can create bug traps - a perfect breeding ground for food-borne bacteria. The Lumsden Turn Belt is designed and constructed to eliminate the need for Splice Tubes preventing microbial growth.

Edgewise “Snag-free” edges


Our longer belt edge greatly reduces tangling during installation and improves operator safety by making it virtually impossible to snag.



Splice Tubes – a perfect breeding ground for bacteria.




Typical Competition Belt Edge



Lumsden Belt Edge

Lumsden Turn Belt - Look, no tubes!



For more information, visit LumsdenBelting.com